

**Commercial International Bank
(Egypt) S.A.E**

Financial Position
As of June 30st, 2007

KPMG Hazem Hassan
Public Accountants & Consultants

Allied for Accounting & Auditing E&Y
Public Accountants & Consultants

Review Report

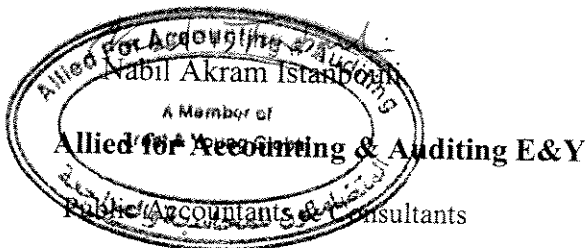
To the Board of Directors of Commercial International Bank

We have reviewed the accompanying financial position of Commercial International Bank (S.A.E.) as of June 30, 2007 and the related statements of income and cash flow and statement of changes in equity for the financial period then ended. These financial statements are the responsibility of the Bank's management. Our responsibility is to issue a report on these financial statements based on our review.

We conducted our review in accordance with the Egyptian Auditing Standard applicable to review engagements. This standard requires that we plan and perform the review to obtain moderate assurance as to whether the financial statements are free of material misstatement. A review is limited primarily to inquires of Bank's personnel and analytical procedures applied for financial data, and thus provides less assurance than an audit. We have not performed an audit and accordingly, we do not express an audit opinion.

Based on our review, nothing come to our attention that cause us to believe that the financial statements of Commercial International Bank for the period ended June 30, 2007 contain material or significant adjustments that are required to be made so as to make them in accordance with Central Bank of Egypt's rules, pertaining to the preparation and presentation of the financial statements, issued on June 27, 2002 and its ammendments.

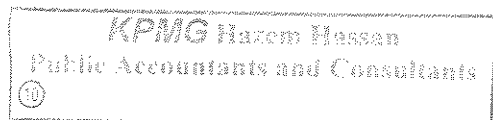
The financial information contained in the Board of Directors' report are in agreement with the Bank's accounting records within the limit that such information is recorded therein.




Ehab AKI

KPMG Hazem Hassan

Public Accountants & Consultants



Cairo, August 7, 2007.

=

Activities Report for the period
from January 1st, 2007 to June 30th, 2007

The following are the significant variance as of June 30th,2007 as compared to December 31st, 2006 Financial position and June 30, 2006 Income Statement .

	<u>June 30th,2007</u>	<u>Dec. 31st,2006</u>	<u>Variance</u>
1) <u>Balance Sheet</u>			%
(Amounts in EGP Billion)			
- Total Assets	40.6	37.4	8.56
- Contingent & Commitments Liabilities	11.3	6.9	63.8
- Loans & Overdraft (Net)	19.7	17.5	12.6
- Investments	3.8	5.4	(29.6)
- Treasury Bills & Other notes discountable at the CBE	1.6	4.1	(61)
- Customers Deposits	34.1	31.6	7.9
- Other Provisions	0.4	0.3	33.3
- Total Shareholders 'Equity & Net Profit	3.7	* 3	23.3

	<u>June 30th,2007</u>	<u>June 30th,2006</u>	<u>Variance</u>
2) <u>Income Statement</u>			%
(Amounts in EGP Million)			
- Interest Received	1,410.5	1,096.6	28.6
- Interest Paid	(877.4)	(629.9)	39.3
- Banking Fees & Commissions	605.6	376.7	60.8
- Net Profit After Tax	635.4	387.4	64.--


* Excluding 2006 cash dividends .

Commercial International Bank (Egypt) S.A.E.
Financial Position as of
Jun. 30, 2007

	<u>Note No.</u>	<u>Jun. 30, 2007</u> EGP	<u>Dec. 31, 2006</u> EGP
<u>Assets</u>			
- Cash & Due From Central Bank	(4)	3,417,012,100	3,742,876,516
- Due From Banks	(5)	10,397,066,725	5,432,677,413
- Treasury Bills and other Notes Discountable at the CBE	(6)	1,558,997,404	4,058,745,805
- Trading Financial Investments	(7)	544,918,172	887,142,138
- Available for Sale Financial Investments	(8)	2,272,498,952	3,178,163,512
- Loans & Overdrafts (Net Of Provision for Doubtful Debts)	(9&10)	19,743,311,133	17,464,675,855
- Held to Maturity Financial Investments	(11)	551,275,152	822,284,338
- Financial Investments in Subsidiary and Associated Co.	(12)	393,410,288	475,836,460
- Debit Balances & Other Assets	(14)	1,140,026,882	821,707,644
- Deferred Tax	(26)	50,568,898	40,632,719
- Fixed Assets (Net)	(15)	573,204,601	497,753,223
- <u>Total Assets</u>		40,642,290,307	37,422,495,623
<u>Liabilities & Shareholder's Equity</u>			
<u>Liabilities</u>			
- Due to Banks	(16)	1,724,667,901	1,212,524,120
- Customers Deposits	(17)	34,133,285,039	31,600,227,198
- Dividends & Profit Sharing		-	287,235,147
- Credit Balances & Other Liabilities	(18)	549,219,905	843,634,576
- Long Term Loans	(19)	126,337,429	99,166,861
- Other Provisions	(20)	419,272,130	339,825,378
- <u>Total Liabilities</u>		36,952,782,404	34,382,613,280
<u>Shareholders' Equity</u>			
- Issued & Paid - in Capital		1,950,000,000	1,950,000,000
- Reserves		1,089,553,587	1,089,882,343
- Reserve for employee stock ownership plan (ESOP)	(27)	14,579,792	
- Total Shareholders' Equity	(21)	3,054,133,379	3,039,882,343
- Net Profit of the Period		635,374,524	
- Total Shareholders' Equity & Net Profit		3,689,507,903	3,039,882,343
- <u>Total Liabilities & Shareholders' Equity</u>		40,642,290,307	37,422,495,623
<u>Contingent & Commitments Liabilities</u>			
	(22)	11,267,819,000	6,864,843,585


- The Accompanying Notes are an integral part of the Financial Statements "Review Report Attached " .



Sahar Mohamed El-Sallab
Vice Chairman
& Managing Director


Hisham Ezz El-Arab
Chairman
& Managing Director

Commercial International Bank (Egypt) S.A.E.
Income Statement as of Jun. 30, 2007

	<u>Note No.</u>	<u>Jun. 30, 2007</u> <u>EGP</u>	<u>Jun. 30, 2006</u> <u>EGP</u>
- Interest Received from Clients & Banks		1,183,516,681	802,900,205
- Interest Received from Treasury Bills & Bonds		227,025,291	293,670,858
Deduct			
- Interest Paid to Clients & Banks		(877,427,969)	(629,863,927)
Net Interest Income		<u>533,114,003</u>	<u>466,707,136</u>
- Banking Fees & Commissions		282,332,402	200,230,097
- Shares Dividends		42,983,621	26,443,176
- Foreign Exchange Profits	(23)	65,320,283	46,328,174
- Profits From Selling Financial Investments		50,507,094	39,645,037
- Profits From Dispose part of Subsidiaries	(24)	148,393,558	-
- Trading Financial Investments Revaluation Differences		2,433,163	(2,755,207)
- Other Income		13,622,254	66,784,592
Total Fee Income		<u>605,592,376</u>	<u>376,675,869</u>
Net Operating Income		<u>1,138,706,379</u>	<u>843,383,005</u>
 Deduct			
- Provisions		(147,500,000)	(135,732,000)
- Other Financial Investments Revaluation Differences	(25)	18,736,033	12,143,346
- General & Administrative Expenses & Depreciation	(27)	(277,733,312)	(281,465,163)
- Other Expenses		(38,307,332)	(29,604,782)
		<u>(444,804,610)</u>	<u>(434,658,599)</u>
Net Operating Profits		<u>693,901,768</u>	<u>408,724,406</u>
- Non_Operating Income		-	-
Net Profit Before Tax		<u>693,901,768</u>	<u>408,724,406</u>
- Income Tax		(68,463,423)	(38,812,757)
- Deferred Tax	(26)	9,936,179	17,444,259
Net Profit After Tax		<u>635,374,524</u>	<u>387,355,908</u>


Sahar Mohamed El-Sallab
 Vice Chairman
 & Managing Director


Hisham Ezz El-Arab
 Chairman
 & Managing Director

Commercial International Bank (Egypt) S.A.E.

Cash flow as of
Jun. 30, 2007

	<u>Jun. 30, 2007</u>	<u>Jun. 30, 2006</u>
	<u>EGP</u>	<u>EGP</u>
<u>Cash Flow From Operating Activities</u>		
- Net Income before tax	693,901,768	408,724,406
<u>Adjustments To Reconcile Net Income</u>		
<u>To Net Cash Provided by operating activities</u>		
- Depreciation	58,369,810	43,292,204
- Provisions (Addition during the period)	147,500,000	135,732,000
- Trading financial investments evaluation differences	(2,433,163)	2,755,207
- Other financial investments evaluation differences	(18,736,033)	(12,143,346)
- Utilization Of Provisions (except provision for doubtful debts)	-	900
- FCY revaluation Differences of Provisions Balances except doubtful debts	(111,248)	314,299
- Gains From Selling Fixed Assets	-	-
- Profit From Selling financial Investments	(50,507,094)	(39,645,037)
- Profits From Dispose part of a Subsidiary	(148,393,558)	-
- Income tax paid	-	-
- FCY revaluation diff.of Long Term Loans	419,660	1,413,625
- Reserve for employee stock ownership plan (ESOP)	14,579,792	
Operating Profits Before Changes in		
Operating Assets & Liabilities	<u>694,589,934</u>	<u>540,444,258</u>
<u>Net Decrease (Increase) in Assets</u>		
- Due From Banks	(4,968,766,697)	(872,727,789)
- Treasury Bills and other Notes Discountable at the CBE	3,272,774,493	596,491,364
- Trading financial Investments	344,657,129	611,232,703
- Available for sale financial investments	1,123,301,245	(653,924,745)
- Loans & Overdrafts	(2,297,011,795)	(1,271,578,887)
- Debit Balances & Other Assets	(348,449,201)	(39,984,311)
<u>Net Increase (Decrease) In Liabilities</u>		
- Due to Banks	512,143,781	(212,536,957)
- Customers Deposits	2,533,057,841	2,697,224,663
- Credit Balances & Other Liabilities	(362,878,094)	(543,214,394)
-		
Net Cash Provided from Operating Activities	<u>503,418,635</u>	<u>851,425,905</u>

Commercial International Bank (Egypt) S.A.E.

Cash flow as of

Jun. 30, 2007

	<u>Jun. 30, 2007</u>	<u>Jun. 30, 2006</u>
	<u>EGP</u>	<u>EGP</u>
<u>Cash Flow From Investment Activities</u>		
- Purchases (Selling) Of subsidiaries & associated companies	82,426,172	(45,506,385)
- Prepaid for Fixed Assets , Premises and Fitting- out of Branches	(153,256,708)	(131,436,911)
- Purchases Of Held to maturity financial Investments	271,009,186	67,395,906
Net Cash (Used in) Investment Activities	<u>200,178,650</u>	<u>(109,547,390)</u>
<u>Cash Flow From Financing Activities</u>		
- Decrease in Long - Term Loans	26,750,908	8,914,221
- Dividends Paid	(287,235,147)	(200,165,754)
- Reserve for financial investments revaluation Diff.	(328,756)	(176,756)
Net Cash (Used in) Financing Activities	<u>(260,812,995)</u>	<u>(191,428,289)</u>
 Net cash & cash equivalent changes	 442,784,290	 550,450,226
- Beginning Balance of cash & cash equivalent	4,023,396,002	3,401,951,193
- Cash & Cash Equivalent Balance At the End of the period	<u>4,466,180,292</u>	<u>3,952,401,419</u>
<u>Cash & Cash Equivalent are Represented as Follows :</u>		
- Cash and Due from Central Bank	3,417,012,100	3,512,511,903
- Due from Banks	10,397,066,725	4,296,465,241
- Treasury Bills and other Notes Discountable at the CBE	1,558,997,404	2,995,386,147
- Due from Banks (Time Deposits)	(10,272,281,530)	(4,192,403,134)
- Treasury Bills with maturity more than three months	(634,614,407)	(2,659,558,738)
Total Cash & Cash Equivalent	<u>4,466,180,292</u>	<u>3,952,401,419</u>

Commercial International Bank (Egypt) S.A.E

**Statement of changes in
Shareholders' Equity as of
Jun. 30, 2007**

<u>2006</u>	<u>Capital EGP</u>	<u>Legal Reserve EGP</u>	<u>General Reserve EGP</u>	<u>Special Reserve EGP</u>	<u>Reserve for investment Revaluation Diff. EGP</u>	<u>Profits of the Year EGP</u>	<u>Reserve for employee stock ownership plan (ESOP) EGP</u>	<u>Total EGP</u>
- Balance at beginning of The Year	1,300,000,000	331,128,634	723,775,555	162,709,903	9,646,006	-	-	2,527,260,098
- Capital Increase	650,000,000	-	(650,000,000)	-	-	-	-	-
- Transfer to reserves	-	40,102,238	474,707,379	-	-	(514,809,617)	-	-
- Distributed profits	-	-	-	-	-	(287,235,147)	-	(287,235,147)
- Net Profits of the year	-	-	-	-	-	802,044,764	-	802,044,764
- Usage part of reserve	-	-	-	-	(2,187,372)	-	-	(2,187,372)
- Reserve for employee stock ownership plan (ESOP)	-	-	-	-	-	-	-	-
Balance at the end of The Year	1,950,000,000	371,230,872	548,482,934	162,709,903	7,458,634	-	-	3,039,882,343
<u>2007</u>								
	<u>Capital EGP</u>	<u>Legal Reserve EGP</u>	<u>General Reserve EGP</u>	<u>Special Reserve EGP</u>	<u>Reserve for investment Revaluation Diff. EGP</u>	<u>Profits of the period EGP</u>	<u>Reserve for employee stock ownership plan (ESOP)* EGP</u>	<u>Total EGP</u>
- Balance at beginning of The Period	1,950,000,000	371,230,872	548,482,934	162,709,903	7,458,634	-	-	3,039,882,343
- Usage part of reserve	-	-	-	-	(328,756)	-	-	(328,756)
- Net Profits of the Period	-	-	-	-	-	635,374,524	-	635,374,524
- Reserve for employee stock ownership plan (ESOP)	-	-	-	-	-	-	14,579,792	14,579,792
Balance At The End Of The Period	1,950,000,000	371,230,872	548,482,934	162,709,903	7,129,878	635,374,524	14,579,792	3,689,507,903

* Refer to note number (27)

4- Cash And Due From Central Bank

	<u>Jun. 30, 2007</u>	<u>Dec. 31, 2006</u>
	<u>EGP</u>	<u>EGP</u>
- Cash & Cash Items	771,241,360	684,845,077
- Reserve Balance with CBE		
(A) Current Accounts	959,120,287	1,489,221,888
(B) Time Deposits	1,686,650,453	1,568,809,552
Total Cash & Due From Central Bank	<u>3,417,012,100</u>	<u>3,742,876,517</u>

5- Due from Banks

	<u>Jun. 30, 2007</u>	<u>Dec. 31, 2006</u>
	<u>EGP</u>	<u>EGP</u>
(A) Central Bank		
- Time Deposits	4,184,526,500	120,102,850
- Total Due from central bank	<u>4,184,526,500</u>	<u>120,102,850</u>
(B) Local Banks		
- Current Accounts	7,877,455	14,364,909
- Time Deposits	495,000,000	85,620,000
Total Due from Local Banks	<u>502,877,455</u>	<u>99,984,909</u>
(C) Foreign Banks		
- Current Accounts	116,907,740	114,797,671
- Time Deposits	5,592,755,030	5,097,791,983
Total Due From Foreign Banks	<u>5,709,662,770</u>	<u>5,212,589,654</u>
Total Due From Banks	<u>10,397,066,725</u>	<u>5,432,677,413</u>

6- Treasury Bills and other Governmental Notes Discountable At the CBE

	<u>Jun. 30, 2007</u>	<u>Dec. 31, 2006</u>
	<u>EGP</u>	<u>EGP</u>
- CBE CD'S	630,000,000	3,315,000,000
- 91 Days Maturity	932,950,000	152,950,000
- 182 Days Maturity	38,100,000	137,150,000
- 364 Days Maturity	53,125,000	544,825,000
	<u>1,654,175,000</u>	<u>4,149,925,000</u>
- Issuance Discount	(25,269,876)	(91,179,195)
	<u>1,628,905,124</u>	<u>4,058,745,805</u>
- Repos	(69,907,720)	-
	<u>1,558,997,404</u>	<u>4,058,745,805</u>

The Commercial International Bank (Egypt) S.A.E.
Notes To the Financial Statements
From January 1, 2007 To June 30,2007

(1) **Organization and Activities**

Commercial International Bank (Egypt) S.A.E was formed as a joint stock company on August 7, 1975 under the Investment Law No. 43 for 1974. The Bank is licensed to carry out all commercial banking activities in Egypt through its Head Office and Eighty two branches, in addition to Forty six units.

(2) **Significant Accounting Policies**

A) **Basis of Preparing Financial Statements**

The Financial Statements are prepared in accordance with Central Bank of Egypt's rules , pertaining to the preparation and presentation of the financial statements , issued on June 27,2002 and its amendments .

B) **Transactions in Foreign Currencies**

- The Accounting records of the bank are maintained in Egyptian pounds. Transactions in foreign currencies conducted during the period are recorded at the foreign exchange rates prevailing at the time such transactions take place .
Assets & Liabilities are revalued at the foreign exchange rates prevailing at the end of financial period , generated gain and losses are recorded in "Foreign Exchange Income" in the income statement.
- Forward contracts are evaluated at the end of the financial period at its fair value on this date using the forward rates for the remaining periods until maturity dates of these contracts. The revaluation differences are recorded in " Foreign Exchange Income " in the income statement .
- Currency SWAP contracts are recorded on the date of commitment under contingent liabilities accounts . The difference between the two parts of the contract is recorded in other liabilities or other assets as unrealized gain /loss on the date of commitment . The said difference is amortized by crediting / debiting the " Foreign Exchange Income" in the income statement.

(2)

- Premium paid for foreign currencies option contracts is recorded in the Financial Statement under “ Debit Balances & Other Assets “ such premium is settled in the income statement according to the evaluation of these contracts at fair value. The difference between premium received and paid concern the customers hedging option contracts recorded in the Financial Statement under “ credit balances & other liabilities “ category and settled in “ foreign exchange income” on accrual basis.

C) Realization of Income

The bank applies the accrual basis in recording interest received from Loans & Overdrafts, Due from Banks, Treasury Bills , Reverse Repos and Bonds. Interest on past due Loans & Overdrafts are not recorded on the income statement. Dividends income are recognized when declared .

D) Treasury Bills

Treasury Bills are recorded at face value. The issuance discount is recorded in Other Liabilities and deducted from the Gross Treasury Bills balance on the Financial Position .

E) Repos & (Reverse Repos)Transactions

Repos (Reveres Repos) transactions are eliminated (recorded)on the financial position under “ Treasury Bills and Other Notes Discountable at the CBE “ whereas its cost (revenue) is recorded in “interest received from treasury Bills & Bonds “ item in Income Statement .

F) Evaluation of Trading Investments

- Trading investments including portfolios managed by other party are evaluated at the end of the financial period at its fair market value and the evaluation difference is recorded in income statement .
- Trading investments not satisfying the trading investment classification condition are evaluated at their book value. Such value is subject to be reduced in case of a continual decrease based on the comprehensive objective study of the latest financial statements for the company issued the securities. The evaluation difference is recorded in the income statement.

(3)

- Mutual fund certificates which have issued by the bank are evaluated at the end of the financial period at their fair market value and the evaluation difference is recorded in income statement .

G) Evaluation of Available for Sale Investments

Available for Sale Investments are evaluated at the lower of cost (taking in consideration the evaluation of Foreign Currency) or fair value for each investment and the differences are recorded in “other investments evaluation differences “ in Income Statement .

In case of increase in the value , such increase is added to the same category within the limit of amounts previously charged to income statement for previous financial periods .

Except the difference related to prior years which up to the end of the year 2002 should be recorded as a special reserve in shareholders' equity . In case of decreases in the investment value its share in the special reserve will be utilized , and the remaining balance should be transferred to income statement .

In case of selling the investment, it's share in the special reserve should be transferred to income statement .

H) Evaluation of Held to Maturity Investments

- Bonds purchased from the primary market are evaluated at cost, representing the nominal value adjusted by the issuing premium/ discount which is amortized using the straight line method. The amortization value is recorded in the interest received from treasury bills and bonds in the income statement .

The same treatment is applied to bonds purchased from the secondary market at a value higher or lower than the nominal value, and the cost is reduced by the gains related to the previous period of the purchasing date .

In case of downfall of the fair value of each bond the book value shall be adjusted and the difference is recorded in “other investments revaluation difference” in the income statement . In case of increase in fair value such increase is added to the same category within the limit of amounts previously charged to the income statement for previous financial periods.

The book value of foreign currency bonds is amended by the difference resulting from the revaluation of the foreign currency at the exchange rate prevailing at the evaluation date. Such differences are recorded in foreign exchange income in the income statement .

(4)

- Mutual fund certificates which must be held till maturity date as the bank is the issuer, are evaluated at cost and in case of downfall of its fair value the book value is adjusted by such downfall and charged to “Other Investments Revaluation Difference” in the income statement. In case of an increase in the fair value. Such increase will be added to the same category in the income statement within the limit of the amounts previously charged.

I) Investments in Subsidiaries and Associated Companies

These investments are evaluated at cost and in case of downfall of its fair value, the book value of each investment is adjusted by such downfall and charged to “Other investments evaluation difference” in the income statement. In case of an increase in the fair value. Such increase will be added to the same category in the income statement within the limit of the amounts previously charged. Also investments in jointly controlled companies are evaluated at cost.

J) Assets Acquired for settlement of Debts

These Assets are recorded in the Financial Statement under “debit balances & Other Assets” at cost and in case of a decrease of the fair value of these assets at the Financial Statement date, the difference is charged to the income statement and the increase of the fair value should be credited to the income statement within the limit of amounts charged in previous financial periods.

K) Provision for Doubtful Debts and Contingent Accounts

Provision For Doubtful Debts is established on the basis of an appraisal of the identified risk for specific facilities and loans in addition to one to five percent for General risk based on the risk inherent in any loan portfolio which is not specifically identified.

Provision for Doubtful Debts is decreased by loans written off and is increased by recoveries of loans previously written off. In addition to taking all the necessary legal action required, a continuous follow up is performed for the recovery of all or part of the written-off amounts.

L) Contingent Liability Accounts

Contingent Liability Accounts include transactions in which the Bank is involved as a third party, forward foreign exchange contracts, SWAP transaction, Options. Such transactions do not represent actual bank's assets or liabilities at the Financial Statement date.

M) Cash & Cash Equivalent

In the Statement of Cash Flow, the Cash and Cash Equivalent item includes balances of cash and due from Central Bank, current account balances with Banks and Treasury Bills with maturities of three months.

(5)

N) Depreciation and Amortization

Depreciation of Fixed Assets is calculated on the basis of the estimated useful life of each asset using the straight-line method.

Improvement and renovation expenses for the bank's leased premises are amortized over the period of the lease contract or the estimated useful life whichever is lower.

O) Taxes

Income Tax on the profit or loss for the financial period comprises current and deferred tax is recognized in the Income statement .

Current tax is the expected tax payable on the taxable income for the year using tax rates enacted or substantially enacted at the balance sheet date .

Deferred tax is provided for temporary differences between the carrying amounts of assets and liabilities for financial reporting purposes and the amounts used for taxation purposes . The amount of deferred tax provided is based on the expected manner of realization or settlement of the carrying amount of assets and liabilities , using tax rates enacted or substantively enacted at the balance sheet date .

A deferred tax asset is recognized only to the extent that it is probable that future taxable profits will be available against which the asset can be utilized . Deferred tax assets are reduced to the extent that it is no longer probable that the related tax benefit will be realized.

(3) Financial Instruments and their risk management

(3/1) Financial Instruments

A) The bank's financial instruments are represented in the financial Assets and Liabilities. The financial assets include cash, due from banks, investments and loans to customers and banks . The financial liabilities include customers' deposits, due to banks and long-term loans. Financial investments also include rights and obligations stated under " contingent liabilities and commitments "

B) Note No. (2) of the notes to the financial statements includes the accounting policies applied to measure and recognize significant financial instruments and the revenues and expenses related thereto

C) Financial Instruments Fair Value

Using the valuation basis of the bank's assets and liabilities, as referred to the notes to the Financial Statements, the financial instruments' fair value do not substantially deviate from their book values at the financial statement date. The notes No. (8),(11),(12) are showing the fair value for all investment (except Trading Investment) in the date of financial statements .

D) Forward Contract

According to Central Bank of Egypt instruction the bank doesn't execute deferred contracts except to the necessary limit of short term transaction to cover its requirements of Foreign currencies or the bank's customers' requirements to fulfill their obligations resulting from short- term transactions.

(3/2)

Risk Management**A) Interest rate risk**

The value of some financial instruments fluctuate due to the fluctuation in interest rates related thereto. The bank follows some procedures to minimize this risk such as:-

- Correlating between the interest rates on borrowing and lending.
- Determining interest rates in consideration with the prevailing discount rates on various currencies.
- Monitoring the maturities of financial assets and liabilities with its related interest rates.

The notes No. (28 & 29) of the notes to the Financial Statements disclose maturities of the assets and liabilities and the average interest rates applied to assets and liabilities during the period.

B) Credit risk

Loans to customers and Banks ,financial Investments (Bonds), due from banks, rights and obligations from others, are financial assets exposed to credit risk which result in these parties' inability to repay in part or in full the loan granted to them at maturity.

The bank adopted the following procedures to minimize the credit risk.

(7)

- Preparing credit studies about the customers before dealing with them and determining credit risk rates related thereto .
- Obtaining adequate guarantees to reduce the risks resulting from insolvency of customers.
- Monitoring and preparing periodic studies about customers in order to evaluate their financial and credit positions and estimate the required provisions for non - performing loans.
- Distribution of loans portfolio and due from banks over various sectors to avoid concentration of risk.

Note No. (31) discloses the distribution of loans portfolio over various sectors.

C) Foreign Currency Risk

The nature of the bank's activity requires the bank to deal in many foreign currencies which exposes the bank to the risk of fluctuation in exchange rates. To minimize this risk, the bank monitors the balances of foreign currency positions according to Central Bank of Egypt instructions in that respect. Note No. (32) of the financial statements discloses significant foreign currency positions at the financial statement date.

7- Trading Financial Investments

	<u>Jun. 30, 2007</u>	<u>Dec. 31, 2006</u>
	<u>EGP</u>	<u>EGP</u>
- Portfolio Managed By Other Parties	84,531,622	478,500,215
- Mutual Funds	303,837,784	239,839,987
- Bonds	68,883,055	95,195,095
- Shares	87,665,711	73,606,841
	<hr/>	<hr/>
Total Trading Financial Investments	<u>544,918,172</u>	<u>887,142,138</u>

The Financial Trading Investments are represented as follows :-

- Financial Investments listed in Stock Exchange	241,080,388	647,302,151
- Financial Investments Unlisted in Stock Exchange	303,837,784	239,839,987
	<hr/>	<hr/>
	<u>544,918,172</u>	<u>887,142,138</u>

8- Available for Sale Financial Investments

	<u>Jun. 30, 2007</u>	<u>Dec. 31, 2006</u>
	<u>EGP</u>	<u>EGP</u>
(A) <u>Shares</u>		
- Bank's Shares	10,076,846	11,046,621
- Corporate Shares	856,139,621	1,108,735,974
(B) <u>Bonds</u>		
- Governmental Bonds	831,998,759	1,477,526,784
- Bank's Bonds	107,210,327	85,321,689
- Corporate Bonds	467,073,399	495,532,444
	<hr/>	<hr/>
	<u>2,272,498,952</u>	<u>3,178,163,512</u>

Available for sale financial investments are represented as follows :-

- Financial Investments listed in Stock Exchange	1,336,683,614	1,941,629,448
- Financial Investments unlisted in Stock Exchange	935,815,338	1,236,534,064
	<hr/>	<hr/>
	<u>2,272,498,952</u>	<u>3,178,163,512</u>

- The market Value of Available for sale Investments listed in the Capital market reached EGP 1,650,945,904 On June. 30, 2007, compared to EGP 2,288,247,619 on December 31,2006

(10)

9- Loans and Overdrafts

	<u>Jun. 30, 2007</u>	<u>Dec. 31, 2006</u>
	<u>EGP</u>	<u>EGP</u>
- Discounted Bills	359,498,444	345,178,132
- Loans & Overdrafts to Customer	19,979,382,471	17,719,608,802
- Loans & Overdraft to Banks	752,232,672	652,533,908
	<u>21,091,113,587</u>	<u>18,717,320,842</u>
- Unearned Bills discount	(22,402,700)	(6,134,160)
- Provision For Doubtful Debts	(1,102,573,468)	(1,038,908,021)
- Unearned Interest & commission	(222,826,286)	(207,602,806)
Net Loans & Overdrafts	<u><u>19,743,311,133</u></u>	<u><u>17,464,675,855</u></u>

10- Provision For Doubtful Debts

	<u>Jun. 30, 2007</u>		
	<u>Specific</u>	<u>General</u>	<u>Total</u>
	EGP	EGP	EGP
- Balance at beginning of the Period	551,958,000	486,950,021	1,038,908,021
- Addition during the Period	19,094,498	48,847,502	67,942,000
- written off debts recoveries	27,112,517	-	27,112,517
- Foreign currency revaluation diff.	(432,774)	-	(432,774)
	<u>597,732,241</u>	<u>535,797,523</u>	<u>1,133,529,764</u>
- Usage during the Period	(30,956,296)	-	(30,956,296)
- Transferred from specific to general	(10,008,945)	10,008,945	-
Balance at the end of the Period	<u><u>556,767,000</u></u>	<u><u>545,806,468</u></u>	<u><u>1,102,573,468</u></u>
		<u><u>Dec. 31, 2006</u></u>	
	<u>Specific</u>	<u>General</u>	<u>Total</u>
	EGP	EGP	EGP
- Balance at beginning of the year	583,672,503	365,228,009	948,900,512
- Addition during the year	53,833,428	121,722,012	175,555,440
- written off debts recoveries	100,062,106	-	100,062,106
- Foreign currency revaluation diff.	(1,264,639)	-	(1,264,639)
	<u>736,303,398</u>	<u>486,950,021</u>	<u>1,223,253,419</u>
- Usage during the Year	(228,447,476)	-	(228,447,476)
- Transferred from provision of contingent liability	44,102,078	-	44,102,078
Balance at the end of the Year	<u><u>551,958,000</u></u>	<u><u>486,950,021</u></u>	<u><u>1,038,908,021</u></u>

11- Held to maturity Financial Investments

	<u>Jun. 30, 2007</u>	<u>Dec. 31, 2006</u>
	EGP	EGP
A- Bonds		
- Housing Bonds (maturity Dec.2019)	215,000	215,000
- Corporate Bonds	518,560,152	789,569,338
- Treasury Bonds	-	-
B- Mutual Funds		
- 250,000 Osoul Fund Certificates with market value LE 121.62 per certificate	25,000,000	25,000,000
- 50,000 Istethmar Fund Certificates with market value LE 122.02 per certificate	5,000,000	5,000,000
- 25,000 Aman Fund Certificates with market value LE 111.78 per certificate	2,500,000	2,500,000
	<u>551,275,152</u>	<u>822,284,338</u>
The held to maturity Financial Investments are represented as follows :-		
- Financial Investments listed in Stock Exchange	405,172,551	667,740,018
- Financial Investments Unlisted in Stock Exchange	146,102,601	154,544,320
	<u>551,275,152</u>	<u>822,284,338</u>

- The market value of Held to Maturity Financial Investments reached EGP 420,019,723 on 30 June ,2007
While reached EGP 672,356,231 on 31 December 2006

12- Financial Investments in Subsidiary and Associated Companies

	<u>Jun. 30, 2007</u>		<u>Dec. 31, 2006</u>	
	EGP	%	EGP	%
A- Subsidiary Companies:				
- Commercial International holding co. *	275,511,540	%50.09	368,390,000	%67
B- Associated Companies:				
- Contact for Cars Trading	31,000,000	%38.4	31,000,000	%38.4
- Commercial International life insurance co.	32,000,000	%40	32,000,000	%40
- Corplease co.	18,400,000	%40	12,240,000	%40
- Giro-Nil	16,690,000	%30	12,390,000	%30
- Coteena Trade Support	48,750	%40	48,750	%40
- Haykala For Investment	600,000	%40	600,000	%40
- Royal & Sun Alliance	10,872,000	%20	10,872,000	%20
- Egypt Factors	3,887,998	%39	3,895,710	%39
- International. Co. for Appraisal & Collection.	400,000	%40	400,000	%40
- International Co. for Security & Services	4,000,000	%40	4,000,000	%40
	<u>393,410,288</u>		<u>475,836,460</u>	
The Financial Investments in subsidiary companies are represented as follows :-				
- Financial Investments listed in Stock Exchange	275,511,540		-	
- Financial Investments Unlisted in Stock Exchange	117,898,748		475,836,460	
	<u>393,410,288</u>		<u>475,836,460</u>	

- * According to the shareholders agreement dated 29. october 2006 :
- CIB share will be diluted to 47.5% after excuting of a shareholders swap.
 - The company is jointly controlled by CIB and other investors.

13- Capital Commitments (Financial Investments):

The capital commitments for the financial investments reached on the date of Financial position

EGP 312,136,787 as follows :-

	<u>Investments value</u> EGP	<u>Paid</u> EGP	<u>Remaining</u> EGP
- Available for sale Financial investments	549,894,340	255,221,070	300,369,970
- Financial Investments in subsidiaries co.	35,103,565	23,336,748	11,766,817

14- Debit Balances and Other Assets

	<u>Jun. 30, 2007</u> EGP	<u>Dec. 31, 2006</u> EGP
- Accrued Interest receivable	547,032,948	286,829,442
- Prepaid Expenses	32,624,999	28,645,872
- Advances for Purchase of Fixed Assets	174,010,415	154,574,895
- Assets Acquired for Settlement of Debts	29,361,646	78,927,129
- Accounts receivable & Other Assets	355,951,842	271,731,041
- Accrued Balances of Customers Loans *	252,458,000	252,458,000
	<u>1,391,439,850</u>	<u>1,073,166,379</u>
<u>Deduct</u>		
- Provision for General Risk & Risk Insurance **	(251,412,968)	(251,458,735)
Total Debit Balances and Other Assets	<u>1,140,026,882</u>	<u>821,707,644</u>

* These balances represent certain advances to customers that were made at one of the branches in violation of the bank's standard operating procedures, resulting in reclassifying these balances under "other debit balances".

Conservative provisions were adequately reallocated from other provisions to meet the relevant operation risk

** Refer to Note No. 20.

Fixed Assets (Net of Accumulated Depreciation)

(13)

As Of Jun. 30, 2007

	Land		Premises		IT		Vehicles		Fitting -Out		Machines & Equipment		Furniture & Furnishing		Total	
	EGP		EGP		EGP		EGP		EGP		EGP		EGP		EGP	
Opening Balance (3)	6,720,577		258,115,877		356,860,350		20,771,267		101,543,015		138,911,180		57,641,293		940,563,559	
Additional during the Period	53,065,483		6,550,154		28,549,960		-		19,340,557		15,553,258		10,761,776		133,821,188	
Closing Balance (1)	59,786,060		264,666,031		385,410,310		20,771,267		120,883,572		154,464,438		68,403,069		1,074,384,747	
Accu.Depreciation at beginning of the Period (4)	-		78,567,600		191,346,450		15,797,804		65,270,769		66,977,497		24,850,216		442,810,336	
Current period Depreciation	-		6,353,850		28,043,494		1,022,472		10,768,116		7,928,778		4,253,100		58,369,810	
Accu.Depreciation at end of the Period (2)	-		84,921,450		219,389,944		16,820,276		76,038,885		74,906,275		29,103,316		501,180,146	
End of Period net asstes (1-2)	59,786,060		179,744,581		166,020,366		3,950,991		44,844,687		79,558,163		39,299,753		573,204,601	
Beginning of Period net assets (3-4)	6,720,577		179,548,277		165,513,900		4,973,463		36,272,246		71,933,683		32,791,077		497,753,223	

Depreciation rates

%5

%20

%20

%33.3

%12.5

%10

Net fixed assets value on the financial position date includes EGP

81,442,789

non registered assets while their registrations procedures are in process.

16- Due to Banks

	<u>Jun. 30, 2007</u>	<u>Dec. 31, 2006</u>
	EGP	EGP
(a) <u>Central Bank</u>		
- Current Accounts	24,434,946	20,044,409
- Time Deposits	1,424,175,000	867,616,000
Total Due to Central Bank	<u>1,448,609,946</u>	<u>887,660,409</u>
(b) <u>Local Banks</u>		
- Current Accounts	15,973,637	15,860,437
- Time Deposits	918,481	107,541,554
Total Due to Local Banks	<u>16,892,118</u>	<u>123,401,991</u>
(c) <u>Foreign Banks</u>		
- Current Accounts	227,828,079	201,260,025
- Time Deposits	31,337,758	201,695
Total Due to foreign Banks	<u>259,165,837</u>	<u>201,461,720</u>
Total Due to Banks	<u>1,724,667,901</u>	<u>1,212,524,120</u>

17- Customers' Deposits

	<u>Jun. 30, 2007</u>	<u>Dec. 31, 2006</u>
	EGP	EGP
- Demand Deposits	9,432,719,807	8,836,825,720
- Time & Notice Deposits	11,492,257,374	11,033,225,620
- Saving & Deposit Certificates	5,696,387,640	5,190,298,212
- Saving Deposits	6,007,524,464	5,349,962,762
- Other Deposits	1,504,395,754	1,189,914,884
Total Customer Deposits	<u>34,133,285,039</u>	<u>31,600,227,198</u>

(15)

18- Credit Balances and Other Liabilities

	<u>Jun. 30, 2007</u> EGP	<u>Dec. 31, 2006</u> EGP
- Accrued Interest Payable	128,887,288	109,691,056
- Accrued Expenses	20,681,535	34,131,526
- Accounts Payable	290,774,343	569,480,973
- Income Tax	68,463,423	82,305,727
- Other Liabilities	40,413,316	48,025,294
Total Credit Balances And Other Liabilities	<u>549,219,905</u>	<u>843,634,576</u>

19- Long Term Loans

	<u>Rate</u> %	<u>Maturity date</u>	<u>Maturing through</u> <u>next year</u>	<u>Balance as of</u> <u>Jun-07</u>	<u>Balance as of</u> <u>Dec-06</u>
- F.I.S.C.	7	3-5 years	40,062,800	40,628,000	-
- K.F.W	10.5 - 9	10 YEARS	5,766,883	10,377,543	9,461,379
- UNIDO	1	2011	3,010,554	9,953,258	10,483,577
- Ministry of Agriculture (F.S.D.P)	3.5 - 5.5 depends on maturity date	3-5 years	30,894,085	57,734,164	70,617,084
- Ministry of Agriculture (V.S.P)	3.5 - 5.5 depends on maturity date	3-5 years	20,000	20,000	30,000
- Social Fund	3 months T/D or 9% which more	2010	1,900,000	7,624,464	8,574,821
Total			<u>81,654,322</u>	<u>126,337,429</u>	<u>99,166,861</u>

20- Other Provisions

(16)

Jun. 30, 2007
EGP

	<u>Opening Balance</u>	<u>Addition During the Period</u>	<u>FCY Balance Reval. Difference</u>	<u>Usage During the Period</u>	<u>Transfer</u>	<u>Transferred To other Debit Balances</u>	<u>Closing Balance</u>
- Provision for Income Tax claims	227,173,695	-	-	-	-	-	227,173,695
- Provision for Legal Claims	1,126,794	-	(215)	-	-	-	1,126,579
- Provision for contingent	111,524,889	79,558,000	(111,033)	-	-	-	190,971,856
- Provision for General risk *	-	-	-	-	-	-	-
- Provision for Bank Risk insurance *	-	-	-	-	-	-	-
Total Other Provisions	339,825,378	79,558,000	(111,248)	-	-	-	419,272,130

Dec. 31, 2006
EGP

	<u>Opening Balance</u>	<u>Addition During the Year</u>	<u>FCY Balance Reval. Difference</u>	<u>Usage During the Year</u>	<u>Transfer</u>	<u>Transferred To other Debit Balances</u>	<u>Closing Balance</u>
- Provision for Income Tax claims	621,677,559	-	-	(329,503,864)	(65,000,000)	-	227,173,695
- Provision for Legal Claims	1,728,828	178,750,000	(8,604)	(772,180)	-	-	1,126,794
- Provision for contingent	138,878,000	17,073,560	(324,593)	-	(44,102,078)	-	111,524,889
- Provision for General risk *	161,835,372	1,505,000	-	-	65,000,000	(228,340,372)	-
- Provision for Bank Risk insurance *	23,880,238	-	(121,505)	(640,370)	-	(23,118,363)	-
Total Other Provisions	947,999,997	18,757,310	(454,702)	(330,916,414)	(44,102,078)	(251,458,735)	339,825,378

* These balances were reclassified under "other debit balances" to meet the possible loss of value in certain assets resulting from violation of the bank's standard operating procedures that were reclassified from "Loans to Customers". Please refer to clarification # 14 for further details.

21- Capital & Reserves**(a) Capital**

- The Authorized Capital reached EGP 5000 Million according to the Extraordinary General Assembly decision on 19,Mar,2006
- Issued and Paid - in capital reached to EGP 1950 Million divided to 195 Million shares with par value EGP 10 per each .
- The Extraordinary General Assembly approved in the meeting of June,26,2006 to Activate a motivating and rewarding program for the bank's employees & managers through employee share ownership plans (ESOPs) by issuing a maximum of 5% of issued and paid-in capital at par value ,through 5 years starting 31,Dec 2006 and delegated the Board of Directors to establish the rewarding terms & conditions and increase the paid in capital according to the program.

(b) Reserves

- According to the bank statues 5% of net profit is to increase legal reserve until reaches 50% of the bank's issued and paid -in capital
- Concurrence of Central Bank of Egypt for usage of Special Reserve is required .
- According to CBE regulations, a reserve has been formed for difference revaluation for financial investment (available for sale) in foreign currency for preceding years (up to 2002) , and this reserve is used in case of sale or decrease in the value of that investment , and the income statement will be carried with the difference according to the issued instruction for such matter .

22- Contingent & Commitments Liabilities

	<u>Jun. 30, 2007</u>	<u>Dec. 31, 2006</u>
	EGP	EGP
- Letters of Guarantee	8,706,432,758	5,636,795,144
- Letters of Credit (import & export)	2,118,280,605	865,777,545
- Customers Acceptances	497,804,834	418,344,500
- Forward Foreign Exchange contracts (bought)	693,489,762	1,353,283,099
- Forward Foreign Exchange contracts (sold)	(693,434,817)	(1,352,168,802)
- Swap Deals (bought)	1,377,931,511	1,048,742,044
- Swap Deals (sold)	(1,432,685,653)	(1,105,929,945)
- Option (bought)	304,223,079	60,744,244
- Option (sold)	(304,223,079)	(60,744,244)
Total	<u><u>11,267,819,000</u></u>	<u><u>6,864,843,585</u></u>

23- **Foreign Exchange Profits (losses)**

	<u>Jun. 30, 2007</u>	<u>Jun. 30, 2006</u>
	EGP	EGP
- Profit from dealing with foreign currencies	67,031,707	49,022,784
- Profit (loss) of revaluation of Monitoring assets and Liabilities *	336,200	(4,293,459)
- Profit (loss) of Forward deals revaluation	(2,191,401)	1,099,505
- Profit revaluation of options	143,777	499,344
Total	<u><u>65,320,283</u></u>	<u><u>46,328,174</u></u>

* Include an increase of EGP 2,202,093 due to the foreign currencies revaluation differences of the financial trading & available for sale investments against decrease of EGP 1,205,383 & EGP 996,710 respectively in financial investments revaluation differences' items in income statement .

24- **Profits From Dispose part of Subsidiaries**

- The amount of EGP 148,393,558 represents profit from selling 9,287,846 shares of CIB'S stake in CI.Holding Co.

25- **Other Financial investments revaluation differences**

	<u>Jun. 30, 2007</u>	<u>Jun. 30, 2006</u>
	EGP	EGP
- Available for sale financial investments	18,736,033	12,143,346
Total	<u><u>18,736,033</u></u>	<u><u>12,143,346</u></u>

26- **Deferred tax assets and liabilities**

Assets (liabilities)	<u>Jun. 30, 2007</u>	Assets (liabilities)	<u>Dec. 31, 2006</u>
	EGP		EGP

Recognized deferred tax assets (liabilities)

Deferred tax assets and liabilities are attributable to the following:

Deferred tax

- Fixed assets depreciation	(19,304,314)	(19,762,207)
- Other provisions(excluded loan loss & contingent liabilities and income tax provisions)	50,507,909	50,517,106
- Other items(other investments revaluation difference)	16,449,345	9,877,820
- Reserve for employee stock ownership plan (ESOP)	2,915,958	
Total deferred tax assets(liabilities)	<u><u>50,568,898</u></u>	<u><u>40,632,719</u></u>

27- **Share-Based Payments:**

According to the extraordinary general assembly meeting on June 26, 2006 , the bank actived a new employees share ownership plan (ESOP) scheme and issued equity-settled share-based payments .Such employees should complete a term of 3 years of service in the bank to have the right in ordinary shares at face value(right to share) that will be issued on the vesting date, otherwise such grants will be forfeited. Equity-settled share-based payments are measured at fair value at the grant date, and expensed on a straight-line basis over the vesting period (3 years) with corresponding increase in equity based on estimated number of shares that will eventually vest.The fair value for such equity instrumnts is measured by use of Black-Scholes pricing model.

Details of the rights to share outstanding during the period are as follows:

	Number of Shares
Outstanding at the beginning of the period	-
Granted During the period	1,909,350
Forfeited during the period	-
Exercised during the period	-
Outstanding at the end of the period	1,909,350

- The estimated fair value of the Equity instrument (Right to share) granted is EGP 45.82 .
Totaling LE 14,579,792 at the end of June 2007

-28 Assets & Liabilities Maturities

<u>Assets</u>	<u>Maturity Within one year</u>	<u>Maturity Over One Year</u>
- Cash and Due from Central Bank	3,417,012,100	-
- Due from Banks	10,397,066,725	-
- Treasury Bills and other Notes Discountable at the CBE	1,584,267,280	-
- Trading Investments	544,918,172	-
- Available for sale investments	2,272,498,952	-
- Customers' Loans & Overdrafts	8,942,489,573	11,173,565,056
- Banks' Loans & Overdrafts	31,118	752,201,554
- Held to maturity Investments	72,349,999	478,925,153
- Investments in subsidiary companies	-	393,410,288
- Debit Balances and Other Assets	1,140,026,882	-
	<u>28,370,660,801</u>	<u>12,798,102,051</u>
 <u>Liabilities</u>		
- Due to Banks	1,724,667,901	-
- Customer Deposits	27,681,777,067	6,451,507,972
- Long Term Loans	81,654,322	44,683,107
- Credit Balances and Other Liabilities	549,219,905	-
	<u>30,037,319,195</u>	<u>6,496,191,079</u>

-29 Interest Rate

- The average interest rates applied for Assets and Liabilities during the Year are 6.84 % & 4.04 % Respectively .

-30 Tax Status

- The bank's corporate income tax position has been examined and settled with the Tax Authority from the start up of operations up to the end of year 1984.
- Corporate income tax for the years from 1985 up to 2000 were paid according to the Tax appeal Committee decision and the disputes are under discussion in the court of law .
- The bank's corporate income tax position has been examined and settled with the Tax Authority from 2001 up to 2002 .
- Corporate income tax for the years from 2003 up to 2004 were paid according to the appeal Committee decision and the final settlement is under discussion with the tax appeal committee.
- The bank pays salary tax according to concerning domestic regulations and laws, and the disputes are under discussion in the court of law .
- The bank pay stamp duty tax according to concerning domestic regulations and laws, and the disputes are under discussion in the court of law .

31- Distribution of Assets, Liabilities and Contingent Accounts

<u>Assets</u>	<u>Local Currency</u>	<u>Foreign Currency</u>
1- Due From Banks	4,687,403,955	5,709,662,770
2- Loans & Overdrafts		%
Agriculture Sector	65,078,894	.3
Industrial Sector	8,605,969,030	40.8
Trading Sector	805,744,326	4
Services Sector	8,358,468,283	39.5
Household Sector	1,878,588,330	8.9
Other Sectors	1,377,264,724	6.5
Total Loans & Overdrafts (Including unearned interest)	21,091,113,587	100
Unearned Discounted Bills	(22,402,700)	
Provision for Doubtful Debts	(1,102,573,468)	5.2
Unearned Interest & Commission	(222,826,286)	
Net Loans & Overdrafts	19,743,311,133	
 <u>Liabilities</u>	 <u>Local Currency</u>	 <u>Foreign Currency</u>
1- Due to Banks	31,645,900	1,693,022,001
2- Customers' Deposits		%
Agriculture Sector	36,991,622	.2
Industrial Sector	3,872,677,167	11.3
Trading Sector	1,649,390,973	4.8
Services Sector	6,301,289,291	18.5
Household Sector	18,647,836,101	54.6
Other Sector	3,625,099,888	10.6
Total Customers' Deposits	34,133,285,042	100
 <u>Contingent Accounts</u>	 <u>Local Currency</u>	 <u>Foreign Currency</u>
- Letters of Guarantee	2,308,711,809	6,397,720,949
- Letter of Credit (import & export)	51,064,550	2,067,216,055
- Customers Acceptances	93,954,337	403,850,497
- Forward Foreign Exchange contracts (bought)	116,460,207	577,029,555
- Forward Foreign Exchange contracts (sold)	(115,402,169)	(578,032,648)
- Swap Deals (bought)	11,974,835	1,365,956,676
- Swap Deals (sold)	(897,676,242)	(535,009,411)
- Option (bought)	-	304,223,079
- Option (sold)	-	(304,223,079)
	1,569,087,327	9,698,731,673

32- Foreign Currencies Positions

	<u>Jun. 30, 2007</u>	<u>Dec. 31, 2006</u>
	<u>in thousand EGP</u>	<u>in thousand EGP</u>
- Egyptian Pound	(34,230)	5,550
- US Dollar	11,123	(54,691)
- Sterling pound	2,859	2,408
- Japanese Yen	(469)	27,721
- Swiss Franc	415	369
- Euro	14,810	14,894

33- Mutual Funds**(1) Osoul Fund**

- The bank established an accumulated return mutual fund under license no.331 issued from Capital Market Authority on 22/02/2005. CI Assets Management Co.- joint stock co - manages the fund.
- The number of certificates reached 50,422,511 with redeemed value LE 6,132,385,788.
- The market value per certificate reached EGP 121.62 on 28/06/2007.
- The Bank portion got 2,699,988 certificates with redeemed value EGP 328,372,541 .

(2) Istethmar Fund

- The bank established the second accumulated return mutual fund under license no.344 issued from Capital Market Authority on 26/02/2006. CI Assets Management Co.- joint stock co - manages the fund.
- The number of certificates reached 1,782,384 with redeemed value LE 217,486,496.
- The market value per certificate reached EGP 122.02 on 28/06/2007.
- The Bank portion got 89,120 certificates with redeemed value EGP 10,874,422.

(3) Aman Fund (CIB & Faisal Islamic Bank Mutual Fund)

- The bank & Faisal Islamic Bank established an accumulated return mutual fund under license no.365 issued from Capital Market Authority on 30/07/2006. CI Assets Management Co.- joint stock co - manages the fund.
- The number of certificates reached 1,438,194 with redeemed value LE 160,761,325.
- The market value per certificate reached EGP 111.78 on 28/06/2007.
- The Bank portion got 36,001 certificates with redeemed value EGP 4,024,192.

34- Transactions With Related Parties

All Banking transactions with related parties are conducted in accordance with the normal banking practices and regulations applied to all other customers without any discrimination.

	<u>EGP</u>	
Due from Banks	96,447,934	
Loans & Overdrafts	656,071,001	
Investment in subsidiary companies	393,410,288	
Due to banks	6,303,273	
Customer Deposits	188,573,259	
Contingent Accounts	65,636,270	
	<u>Income</u>	<u>Expences</u>
- International Co. for Security & Services	90,000	5,804,918
- International. Co. for Appraisal & Collection.	-	364,905
- Corplease co.	-	1,945,734
- Commercial International life insurance co.	1,819,661	-
- Commercial International Brokerage co.	315,426	-

35- Comparative Figures

The Comparative Figures are amended to confirm with the reclassification of the current Year and General Assembly held in 19th of March, 2007 decisions, For ratifying the Appropriation account of year 2006.